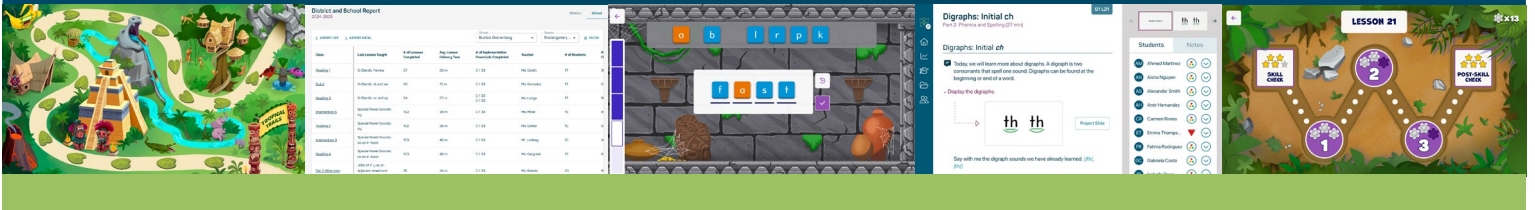




READING HORIZONS® DISCOVERY



Product Guide

Explore a complete overview of *Reading Horizons® Discovery*—
a foundational reading curriculum for grades K–3.



Reading Horizons®



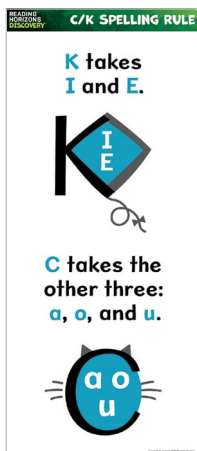

Where reading momentum begins™

Build foundational literacy skills that help all K-3 learners read proficiently.

Based in science for nearly 40 years, our program has empowered over 50,000 educators to help entire classrooms of students achieve proficient reading skills, regardless of learning differences.



Reading Horizons® sets teachers up for success by providing data-driven impact, using an engaging approach, and being a supportive partner every step of the way to ensure students are reading proficiently by third grade.





Reading Horizons® Discovery is a foundational reading program that helps teachers identify what is important, their instruction's impact, and what to do with students next.

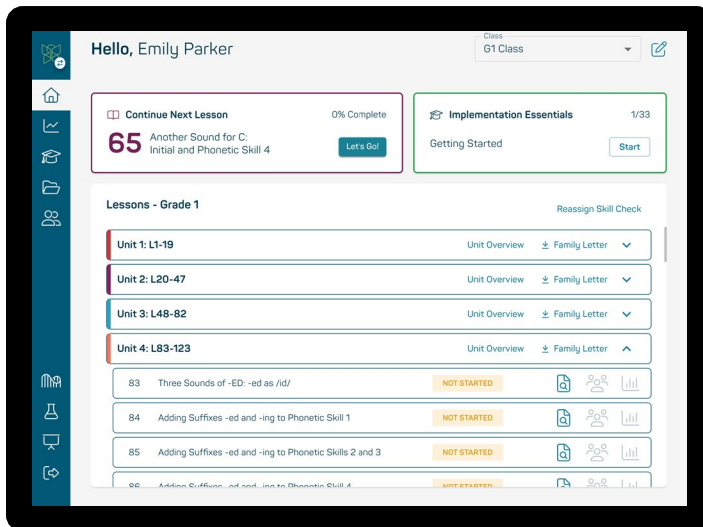
TABLE OF CONTENTS

<i>Reading Horizons® Discovery</i> Product Overview	3
Digital Teacher Experience	4
Teacher Instructional Cycle	6
Look at What's Inside a Lesson	7
Envision a Dynamic Lesson Plan at Your Fingertips	8
Skill Check and Daily Insights	9
Differentiated for All Learners	10
Instruction Across Tiers	11
Engaging for Students	12
Moving Toward Reading Proficiency	13
Reports	14
Family Portal	15
<i>Reading Horizons® Discovery</i> Scope and Sequence Overview	16
Implementation Overview	17
Real-Time Coaching	18
Supportive Partner Guarantee	19
The Science of Reading Collective	20





Digital Teacher Experience

Reading Horizons® Discovery (RHD) LIVE is a comprehensive solution that streamlines science-based instruction for teachers. With lesson content, resources, data, and differentiation accessible on their devices, teachers have everything they need for foundational literacy instruction at their fingertips. This user-friendly tool empowers teachers with instant access to resources precisely when they need them.



Find everything
in one place.

Empower the
teacher to focus
on students.



Engage students
and easily
differentiate
based on data.

What's important?

Scripted lessons eliminate guesswork and enable teachers to focus on their students.



What's the impact?

Teacher observation data and student performance data are readily available each day to show the impact of instruction and identify student gaps.

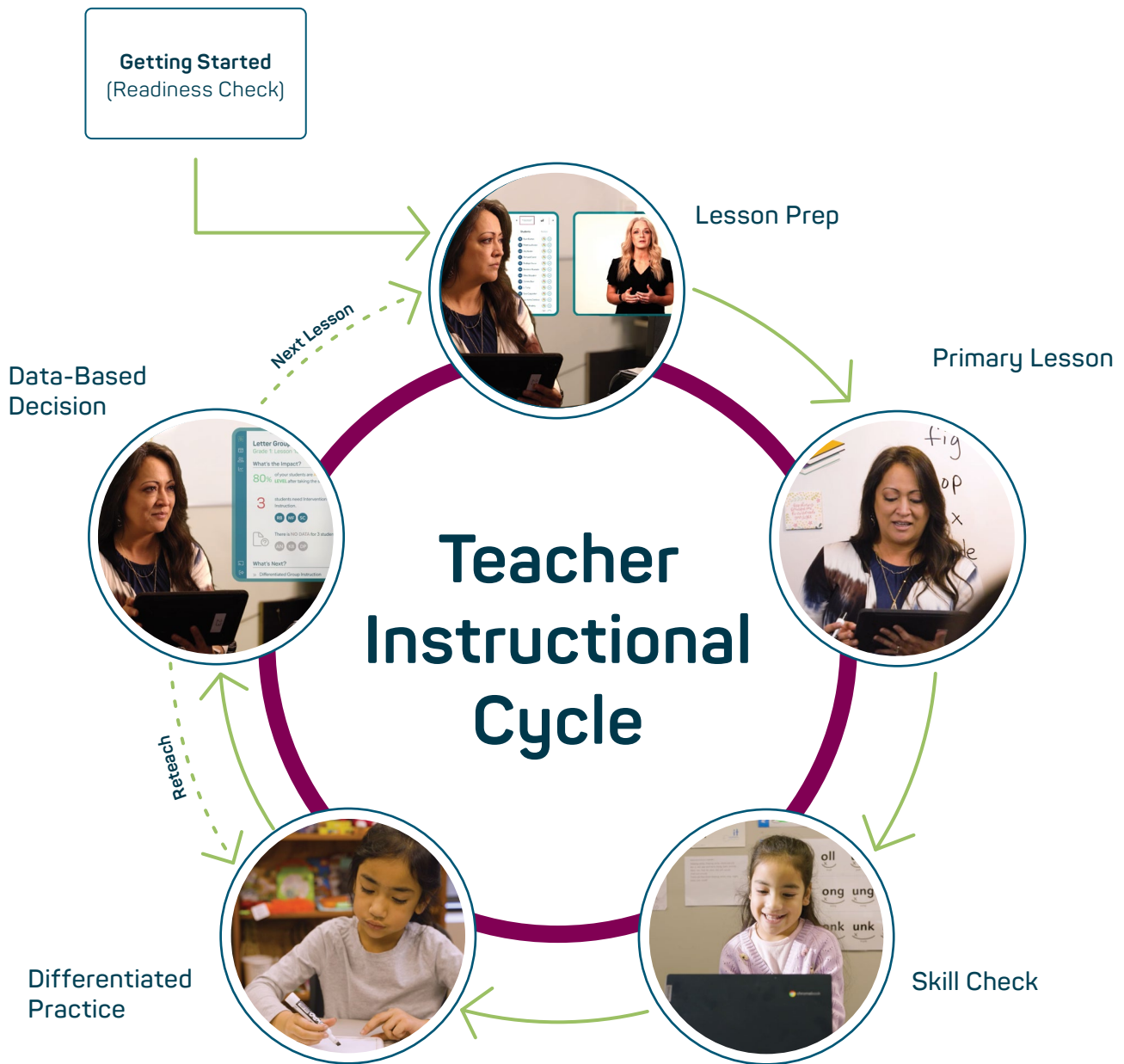
What's next?

To help teachers use their time effectively, we organize and present instructional resources sequentially alongside student data.

Student Name	Whole Class	Group	SC	PSC	Notes
AM Ahmed Martinez			100%	100%	
AN Aisha Nguyen			100%	100%	
AS Alexander Smith			100%	100%	
AH Amir Hernandez			100%	100%	
CR Carmen Rivera			100%	100%	
ET Emma Thompson			100%	100%	
FR Fatima Rodriguez			100%	100%	
GC Gabriela Costa			100%	100%	
IR Isabella Rossi			100%	100%	
JW Jacob Wilson			100%	100%	
AG Javier Gonzalez			100%	100%	
LA Leila Alvarado			100%	100%	

Instructional Cycle

Reading Horizons® Discovery LIVE seamlessly guides teachers through the instructional cycle, including lesson preparation, delivery, skill assessment, differentiated transfer, and data-driven decision-making on whether to progress or reteach. This cohesive cycle includes the curriculum, software, and teacher, creating a truly blended learning experience.



Skill Check Timeline



Let's start delivering research-based lessons.

Look at what's inside a lesson.

The screenshot shows the Reading Horizons lesson interface for 'Digraphs: Initial ch'. The main content area displays the lesson title and a description: 'Today, we will learn more about digraphs. A digraph is two consonants that spell one sound. Digraphs can be found at the beginning or end of a word.' Below this, there is a 'Display the digraphs.' instruction and a visual of the 'th' digraph. A 'Project Slide' button is also visible. On the right, a 'Students' table lists names and their progress status.

Students	Notes
AM Ahmed Martinez	✓
AN Aisha Nguyen	✓
AS Alexander Smith	✓
AH Amir Hernandez	✓
CR Carmen Rivera	✓
ET Emma Thompson	✓

Labels with arrows point to the 'Scripted Lesson' (the main content area) and 'Lesson Design Parts' (the detailed view of the lesson structure).

Lesson Design Parts:

- Part One: Phonemic Awareness**
 - Warm-Up Tasks
 - /sh/ /ō/ /p/
- Part Two: Phonics and Spelling**
 - Review *ch* digraph
 - New Instruction
 - Sound Wall: /sh/
 - New Skill: /sh/ = sh
 - MCW: from shed
 - Dictation (Decoding and Encoding) Sound to Sentence: It was from the shed.
- Part Three: Whole Class Transfer**
 - Whole Class Transfer Card
 - Decodable Passage:

Chad ran to the shop.
He got a toy ship.
Chad ran to the shed.
He played with his ship in the shed.
He shut the shed at the end.
- Part Four: Extended Transfer**
 - Differentiated Group and Center Routines
 - Support Practice Enrichment



Envision a dynamic lesson plan at your fingertips.

Like a printed manual, the entire scripted lesson is in *RHD LIVE* but with added benefits.

Digraphs: Initial ch
Part 2: Phonics and Spelling (27 min)

Digraphs: Initial ch

Today, we will learn more about digraphs. A digraph is two consonants that spell one sound. Digraphs can be found at the beginning or end of a word.

- Display the digraphs.

th th

Projecting...

Say with me the digraph sounds we have already learned. (/th/, /th/)

Let's learn about the digraph **ch**. This digraph spells the sound /ch/. Say that sound with me. (/ch/)

- Display the digraph.


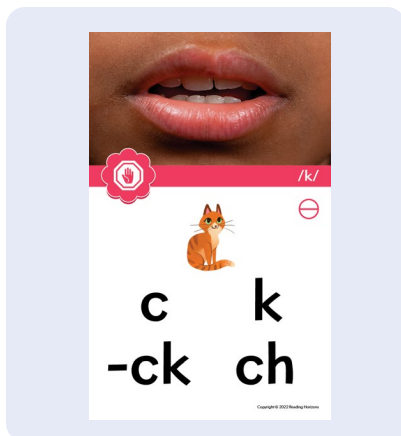
ch

Project Slide

Students


Student	Notes
AM Ahmed Martinez	✓
AN Aisha Nguyen	✓
AS Alexander Smith	✓
AH Amir Hernandez	✓
CR Carmen Rivera	✓
ET Emma Thomps...	✓
FR Fatima Rodriguez	✓
GC Gabriela Costa	✓
IR Isabella Rossi	✓
JW Jacob Wilson	✓
JG Javier Gonzalez	✓
LA Leila Alvarado	✓

- 1 Projection feature for visual prompts
- 2 Preview of slides
- 3 Student list to track observational data
- 4 Notes section to write reminders or tips



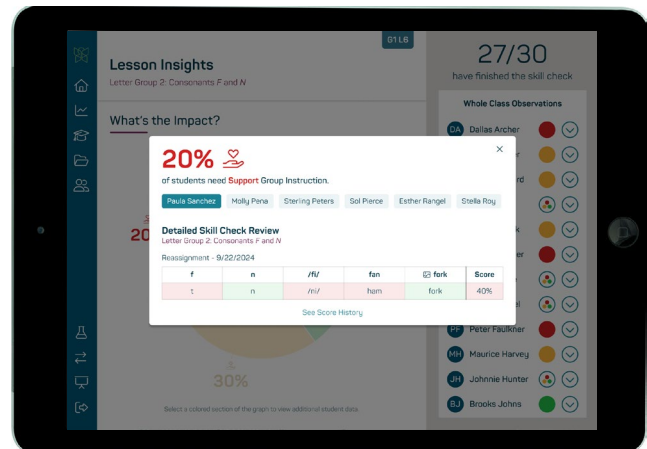
You've delivered the lesson. What's next?

Skill Check and Daily Insights

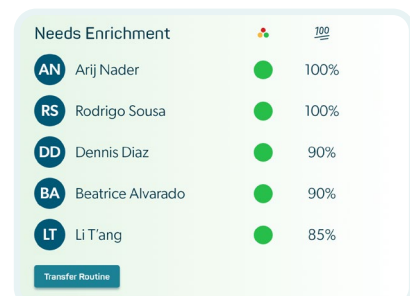
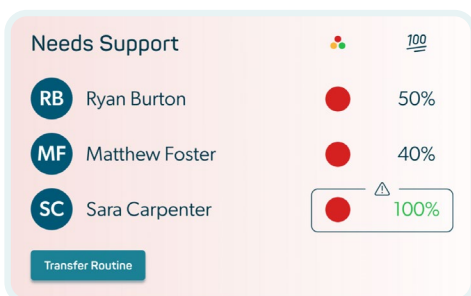


After the whole-group lesson, students take a quick, five-question Skill Check that was auto-assigned when the teacher started the lesson.

Once students complete their Skill Checks, teachers can view data on the Skill Insights page. The summary data in the pie chart shows how students responded to initial instruction. These insights help teachers determine whether students need additional instruction, which can be delivered through Reteach Lessons. Teachers can see detailed Skill Check data by clicking sections of the pie chart. The page provides real-time access to both Observational and Skill Check data to guide student practice and differentiated instruction.




Teachers can use the Skill Check data to determine appropriate differentiated practice opportunities or identify students who may need reteaching. A score of 80 percent or higher indicates proficiency in key concepts.




Differentiated for All Learners

RHD LIVE provides Differentiated Practice Transfer Routines for Needs Support, Needs Practice, and Needs Enrichment groups, making it convenient for teachers to facilitate Guided Transfer across various skill levels. Ready-made centers are also available for independent and partner work, helping students transfer the learned skill to their reading and writing.




Established routines prioritize next steps with students to ensure they can transfer the skills taught. Red dots indicate students who need additional support.



Decodable Readers



Student Software Activities in
Reading Horizons® Discovery WORLD



Student Transfer Books

Educators can increase instructional intensity and differentiate tiers through the following strategies: focusing more time on specific skills, providing small-group instruction, increasing opportunities to respond, and breaking instructional tasks into smaller steps. RHD Reteach Lessons support Tier 2 intervention, while Phonics, Phonemic Awareness, and High-Frequency Word Toolkits are designed for Tier 3. Together, these resources ensure targeted, systematic intervention for every learner.

Students explore dynamic and interactive learning experiences.

Engaging for Students

Software activities in RHD WORLD provide students with differentiated practice opportunities to apply the skills taught in the lesson. These activities are designed to build proficiency and automaticity, facilitating transfer to connected text.



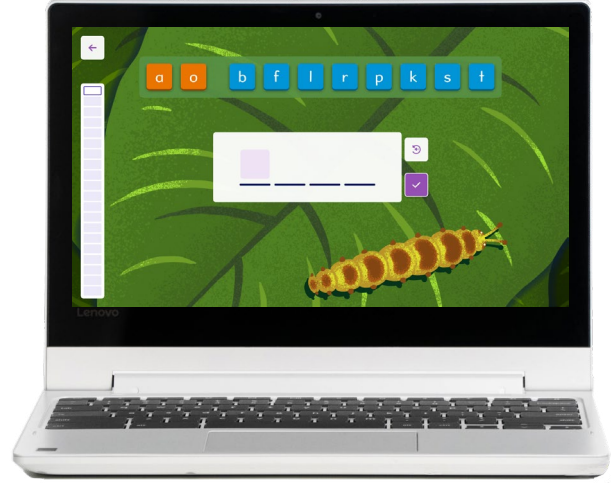
The Student Transfer Book and student Decodable Books provide opportunities for students to transfer their learned skills to connected text. These texts vary in length and purpose, with practice guidelines designed to foster automaticity and fluency.



How is this working over time?

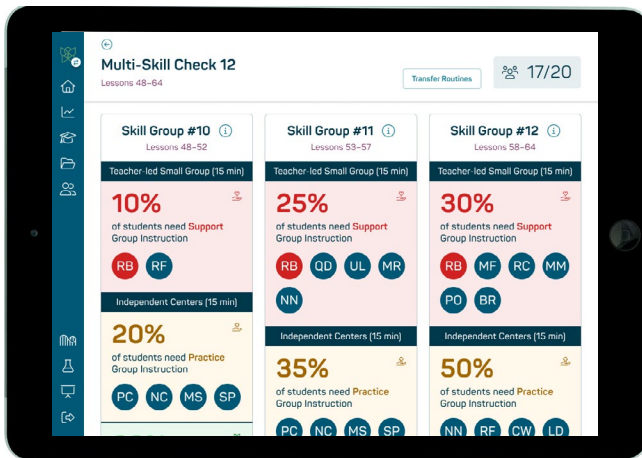
Moving Toward Reading Proficiency

Teachers administer the Multi-Skill Check every five to seven days. It includes spelling (encoding) questions on the current skills and the previous two skill groups to assess student proficiency and retention.

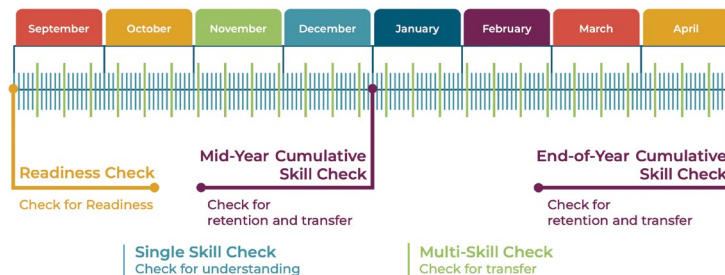


This measure provides information for instruction and practice on the Review and Transfer Day.

Teachers use this day to provide additional small-group, differentiated instruction and practice based on Multi-Skill Check data. Because the content builds sequentially, reviewing and solidifying skills is essential before progressing to more challenging ones.



Skill Checks



Readiness Check

Identifies student readiness to learn foundational skills, identifying which students may need additional support

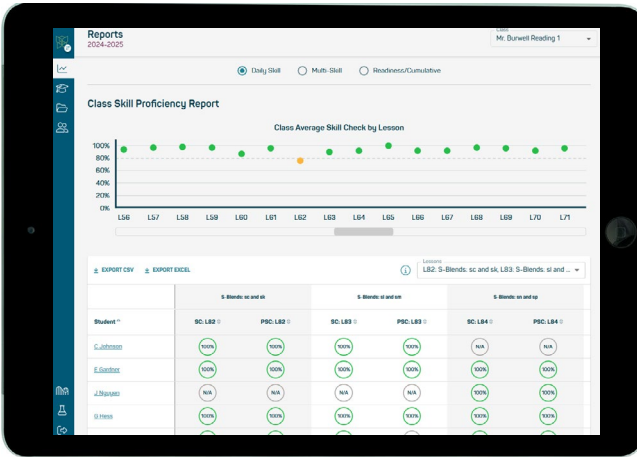
Cumulative Skill Check

Checks for retention and transfer of a sample of key skills learned throughout the semester

Review the impact over time.

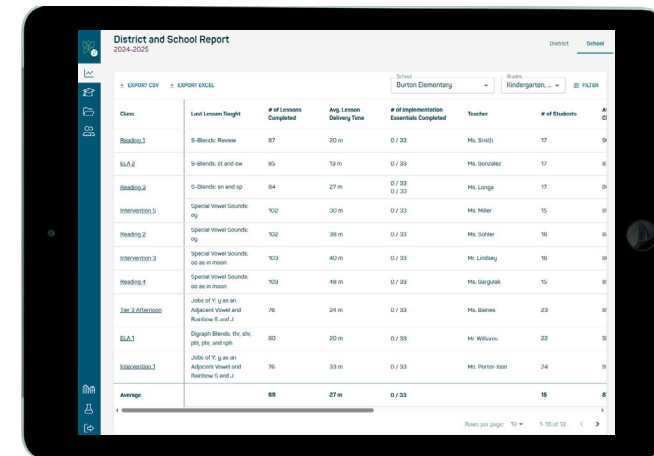
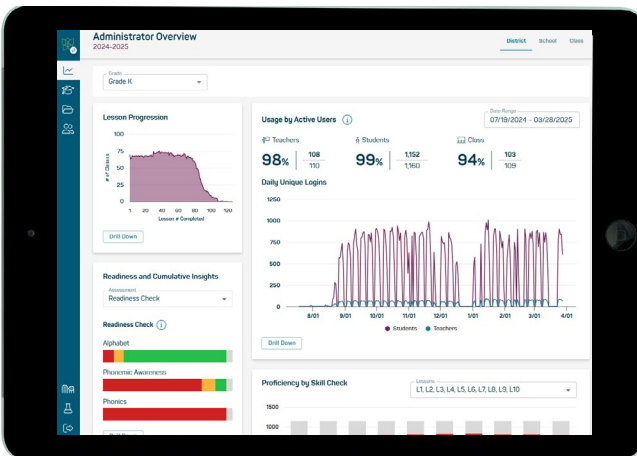
Teacher Reports

- Teachers will know how well students have learned skills as they progress through the Scope and Sequence.
- We recommend that teachers review these reports weekly to monitor student learning at the class or individual level.



Implementation and Curriculum Leader Reports

- Reports help implementation and curriculum leaders identify implementation fidelity and opportunities for training and coaching.
- Reports will include aggregate data on teacher readiness, instruction, and the effectiveness of instruction within the digital portal. They also track Scope and Sequence completion rates for each grade level and monitor student mastery of skills associated with the lessons, providing a real-time view of classrooms across the district.

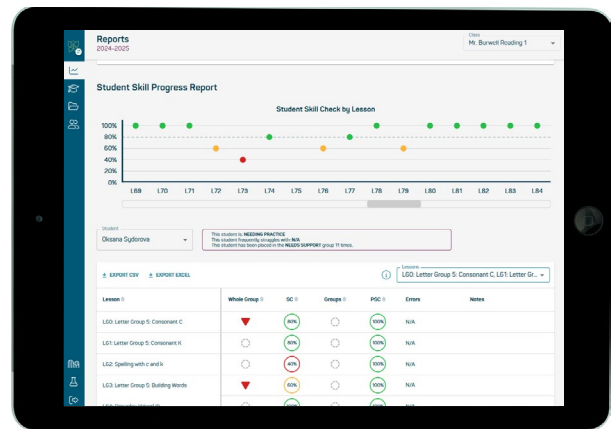


Family Portal

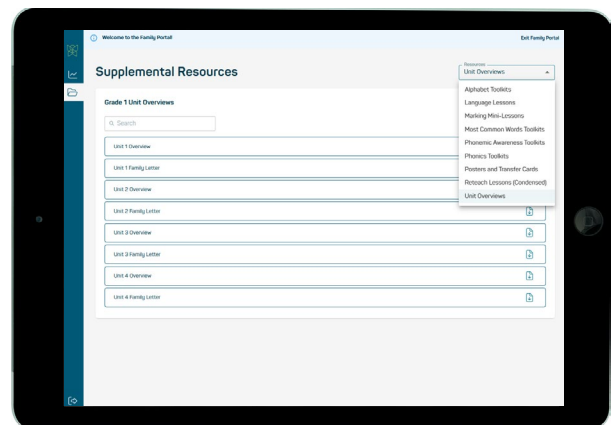
The Reading Horizons Family Portal, a key feature of the *Reading Horizons® Discovery* (RHD) Product Suite, provides families and caregivers with seamless, real-time access to their student's literacy progress and instructional materials.

The Family Portal offers comprehensive tools and resources that support student learning beyond the classroom:

- ➔ The **Student Skill Progress Report** provides a detailed view of student performance, including results from Skill Checks, teacher observations, instructional notes, and identified errors from classroom instruction. Caregivers can click on a score to view a historical breakdown of skill development, helping them better understand areas of strength and opportunities for growth.



- ➔ **Instructional Materials and Supplemental Resources** provide caregivers with easy access to a curated collection of materials—such as unit overviews, phonemic awareness toolkits, posters, and transfer cards—to help reinforce learning at home. These resources align with classroom instruction, offering additional practice and reinforcement of key literacy concepts.



- ➔ By bridging the gap between school and home, the Reading Horizons Family Portal gives caregivers the tools they need to actively support their child's literacy journey, fostering greater collaboration between educators and families.

Scope and Sequence Overview

The curriculum is grade-level specific and taught at a developmentally appropriate pace.

KINDERGARTEN

- Sound Wall and Alphabet Introduction
- Letter Instruction, Slides, and Building Words
- Units: Digraphs, Blends, Double *L*, and Glued Sounds
- Phonetic Skills 1–4

GRADE 1

- Consonant (Two per Lesson) and Vowel Lessons
- Units: Digraphs, Blends, Double *L*, and Glued Sounds
- Five Phonetic Skills and Another Sound for *C* and *G*
- *R*-Controlled Vowels and Special Vowel Sounds
- Inflectional Suffixes, *-IGH* and *-IGHT*, and Digraph Blends
- Jobs of *Y*, Decoding Skills, and Schwa
- *EU* and *EW*, *-LE*, Double Consonants, and Prefixes

GRADES 2 & 3

- Five Letter Groups
- All Grade 1 Skills at a Faster Pace
- Silent Letter Combinations
- Additional Suffixes
- *EU* and *EW*, *-LE*, Double Consonants, and Prefixes
- Other Sounds of *EA*
- **Other Sounds for *IE/EI* (G3)**
- **Reversed Vowels (G3)**

Aligned to Standards

Kindergarten begins with phoneme instruction using the Sound-Spelling Wall and a quick introduction to the alphabet, introducing one letter per day with a focus on the letter's name and sound. Students revisit each letter later with added instruction for blending sounds and building words.

Grade 1 moves faster through letter instruction and into blending and word building while incorporating units, syllable types, and syllabication.

Grades 2 and 3 quickly review early skills, focusing on syllable types, syllabication, morphology, and advanced phonics skills.

Click or scan the code below and see the full Scope and Sequence.





Prepare for Day 1 and Beyond

Hands-On Training

Educators get explicit instruction in the instructional method and materials in the program. All training includes modeling and participant practice with feedback. Participants will learn how to implement the program effectively to positively impact student learning.



Practice Teaching a Lesson

Educators observe a modeled lesson to visualize best practices and then practice delivering it themselves. Deliberate practice during professional learning allows them to receive feedback, reflect on their practice, and improve instructional delivery.

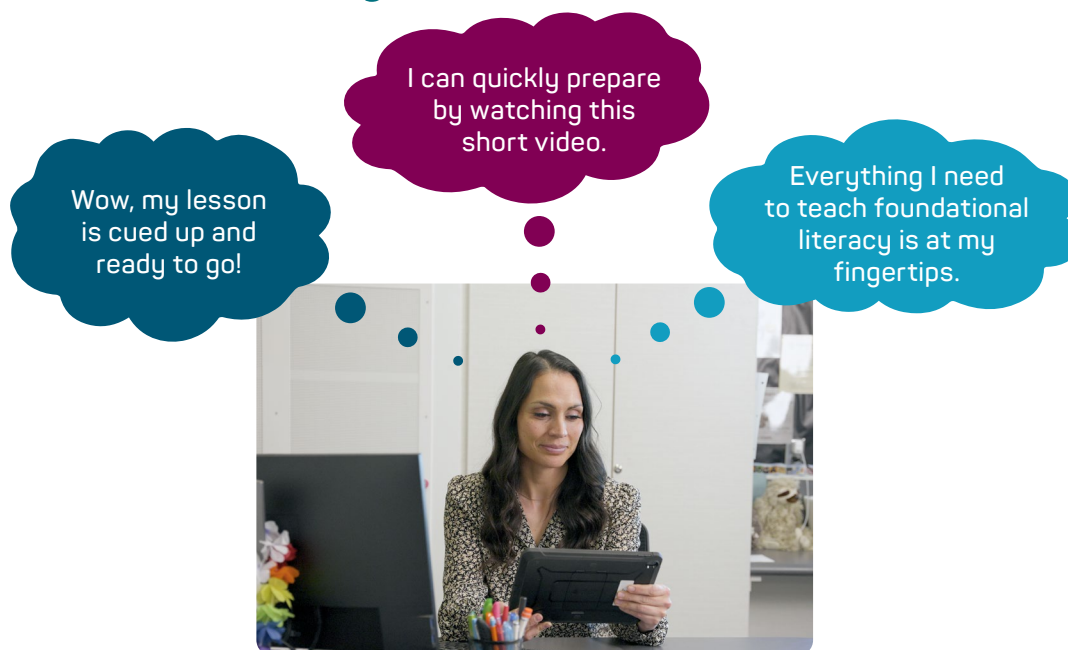
Ongoing Coaching and Support for Effective Implementation

Reading Horizons' Day One Training instills confidence and fosters a comprehensive understanding of how to initiate implementation. Teacher training is necessary for getting started, but it is not sufficient for effective implementation. In-person and virtual coaching provides tailored feedback and support for teachers throughout implementation to ensure teacher and student success.



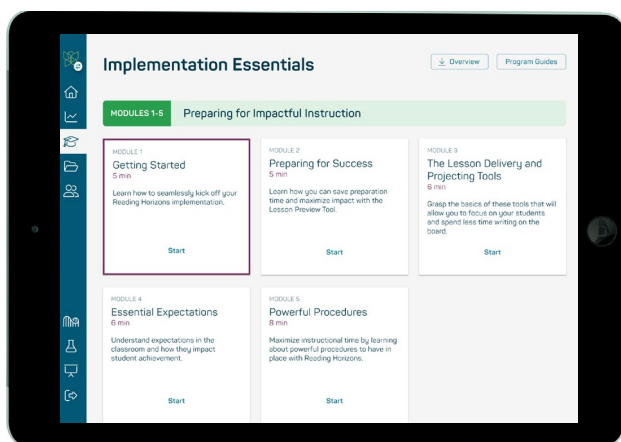


Teachers are ready for the lesson in minutes.



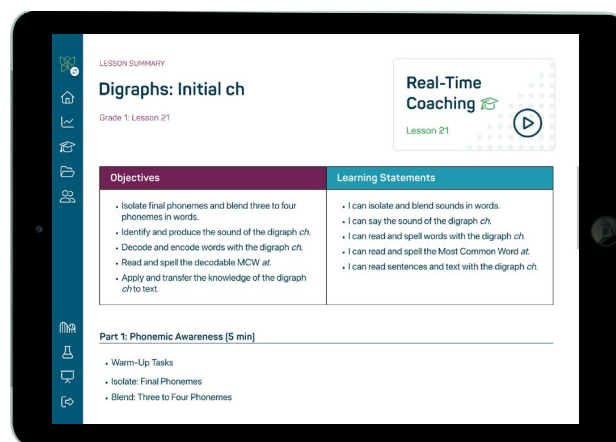
Real-Time Coaching

- ➔ Gives teachers the support and information they need when they need it
- ➔ Reduces preparation time and increases effectiveness



Implementation Essentials

Digestible microlearning modules walk teachers through their first weeks of implementation. Each module provides examples of real teachers using Reading Horizons to build reading proficiency in their classrooms.



Lesson-Embedded Support

Three- to five-minute, lesson-specific videos are available at the start of every lesson, along with embedded tips that provide teachers with the background knowledge needed to teach effectively.

We partner with you. We support you.

1

Collaborate and Align

Inform us about your students, educators, and desired academic outcomes. Together, we align on a customized suite of resources and create an Impact Plan to meet your literacy goals.

2

Plan and Implement

Participate in a collaborative implementation launch meeting to establish differentiated support and professional learning pathways to meet the needs of every educator.

3

Support and Achieve

Engage together regularly in implementation reviews to monitor data and celebrate literacy successes. Trust our dedicated Partnership Consultants to support every educator.

4

Empower and Sustain

Position your leaders in Leadership Academies designed to help them support educators and students and sustain your literacy success into the future.



Supportive Partner Guarantee

At Reading Horizons, we believe you deserve an ongoing, collaborative partnership with your foundational reading program provider. As your supportive partner, we provide comprehensive support to help you maximize your investment in your students.

Our collaborative implementation planning process and ongoing teacher coaching and support help ensure success and confidence for every educator and reading proficiency for every student.



The Science of Reading Collective

Join The Science of Reading Collective and collaborate with other educators committed to improving reading instruction.

Our collective is a community of like-minded educators who want to stay up-to-date on the latest research and best practices in reading instruction.

As a member of the collective, you'll receive the following:

- ➔ Access to exclusive webinars and resources
- ➔ Opportunities to connect with other educators
- ➔ Updates on the latest research and best practices in reading instruction

Don't miss your chance to be a part of this exciting community. Sign up today and take the first step toward improving reading instruction in your classroom.



Unlock the Power of Literacy:

Join **The Science of Reading Collective** and make a difference in the lives of your students.

Sign up today!



Literacy Talks

Tune In to Literacy Talks, the Podcast from Reading Horizons

Join us for literacy teaching and learning insights, practical tips, and personal stories to inspire and support your professional practice from pre-k through adult education.

➔ readinghorizons.com/literacytalks



Reading Horizons®

Where reading momentum begins™